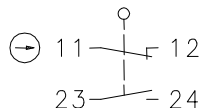


Series GC

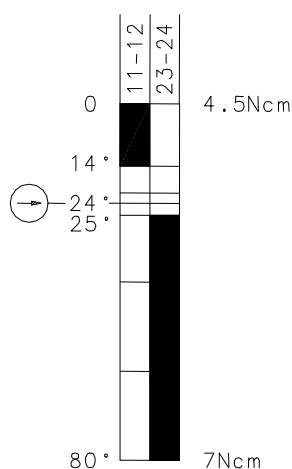
Description **GC-U1Z AH**



Article number **6021135102**

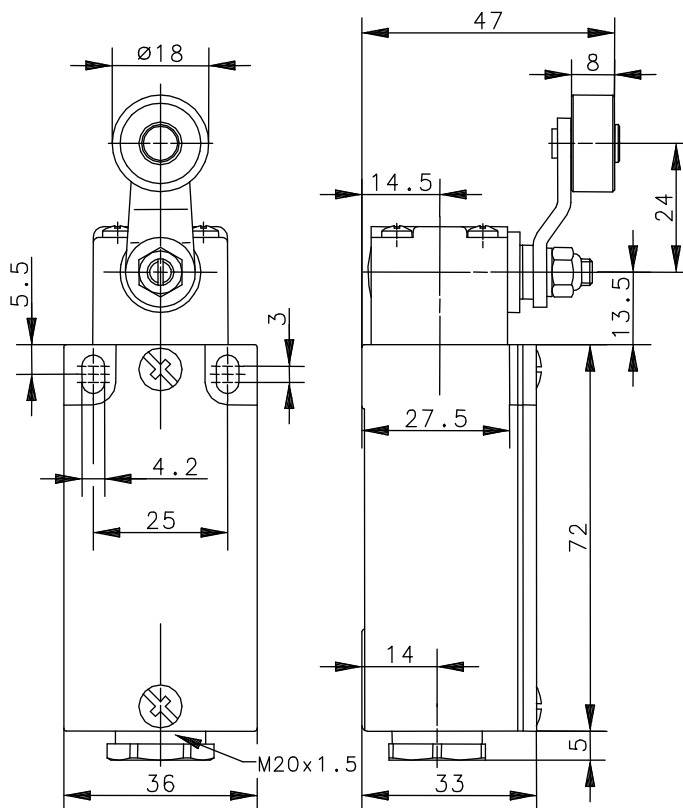
Operating symbol




Operating diagram



  Tolerances
 Operating point: $\pm 3,5^\circ$;
 Actuating force: $\pm 10\%$



Electrical data

Rated insulation voltage	U_i	400 VAC
Conv. thermal current	I_{the}	10A
Rated operational voltage	U_e	240V
Utilization category		AC-15, U_e/I_e 240V/3A
Positive opening NC contact		acc. to IEC/EN 60947-5-1, Annex K
Short-circuit protective device		Fuse 10A gL/gG
Protection class		I

This document will not become the contractual basis; the details included herein do not constitute any descriptions of expected conditions, so that warranties/claims for defects on account of possible variations of the actual qualities from the qualities described herein are explicitly excluded. All rights reserved. Specifications subject to change without notice!

Date of issue: 23.05.2006 / Page 1 of 2
 Document: 6021135102_en / Last update: 1 / 2397-06

Mechanical data

Enclosure	Die-cast aluminium
Cover	Sheet aluminium
Actuator	Lever (st), roller (thermoplastic)
Ambient air temperature	-30 °C ... +80 °C
Contact type	1 NC, 1 NO (Zb)
Mechanical life	10 x 10 ⁶ operating cycles
Switching frequency	≤ 100 / min.
Assembly	2 x M4
Connection	4 screw terminals (M3.5)
Conductor cross-sections	Solid: 0.5 ... 1,5mm ² Litz wire with ferrules: 0.5 ... 1,5mm ²
Cable entrance	1 x cable gland (M20x1,5)
Weight	≈ 0,21 kg
Installation position	Operator definable
Protection type	IP65 acc. to IEC/EN 60529

Actuation

By loosening the 4 screws the actuation assembly can be rotated in 90 degree increments such that 4 actuation directions are possible. The actuation assembly is to be again fastened to the housing using the 4 screws.

Standards

VDE 0660 T100, DIN EN 60947-1, IEC 60947-1
VDE 0660 T200, DIN EN 60947-5-1, IEC 60947-5-1

EU Conformity

CE

Approvals

cCSAus A300 (same polarity)

Notes

The specified protection classification (IP code) applies only when the cover is closed and the appropriate cable is used, in accordance with the clamping range of the above mentioned cable gland.